




“Cap Man”

I used a paper towel roll, I cut it in half for the legs, a tomato paste can for the body, paper towel pieces for the arms, a herbal tea container for the head, and for the mouth I used a bottle cap. The eyes were drawn on.





Top: Slime made from glue, soap sprinkles (this also got turned into a slime stress ball with the use of a balloon)

Middle: paper filled with cotton

Bottom: Paper coloured and made into book markers



Painters Paradise: Paper towel rolls and egg carton turned into art station

Challenge # 2

Joelle Nti-Agyemang Turned in

Return

Search the menus (Alt+V)

1 2 3 4

Styrofoam Book stand Pencil stand

Click to add speaker notes

Files

Turned in on Apr 8, 11:54 AM

See history

Joelle Nti-Agyemang - Wh...

Joelle Nti-...

Grade

/1

Private comments

Add private comment...

Post

4:50 PM 2022-04-10

Challenge # 2

Joelle Nti-Agyemang Turned in

Return

Search the menus (Alt+V)

8 9 10 11

Thank you

Click to add speaker notes

Files

Turned in on Apr 8, 11:54 AM

See history

Joelle Nti-Agyemang - Wh...

Joelle Nti-...

Grade

/1

Private comments

Add private comment...

Post

4:51 PM 2022-04-10

Styrofoam to book holder and pencil

container: Styrofoam, paint and a great imagination.



**Upcycled
toilet paper rolls:**


To make this pencil holder you'll need:

- 7 toilet paper rolls
- Hot glue
- A construction paper
- Stickers

Challenge # 2

Maria Lanaras Turned in

Return



Files

Turned in on Apr 11, 10:47 AM
[See history](#)

Maria Lanaras - What's Ol...

IMG_3857...

IMG_3858.HEIC

Grade with Kami

Grade


/1

Private comments

Challenge # 2

Maria Lanaras Turned in

Return



Files

Turned in on Apr 11, 10:47 AM
[See history](#)

Maria Lanaras - What's Ol...

IMG_3857.HEIC

IMG_3858...

Grade with Kami

Grade

/1

Private comments

Beauty Queen: Paper towel roll
turned into disguised pencil holder.


Challenge # 2

Victoria Babatunde Turned in

Return

WIN_20220411_11_18_15_Pro.jpg

Open with



Grade with Kami

Grade

/1

Private comments

Victoria Babatunde
Apr 11, 11:51 AM

I made a dragon fly with (a part of) an egg carton, white poster board and colored tissue paper for the wings, paint for the body, and pipe cleaners for the antenna. The color scheme

1:33 PM 2022-04-11

Dragonfly (a part of) an egg carton, white poster board and colored tissue paper for the wings, paint for the body, and pipe cleaners for the antenna. The color scheme is pink, purple and blue.